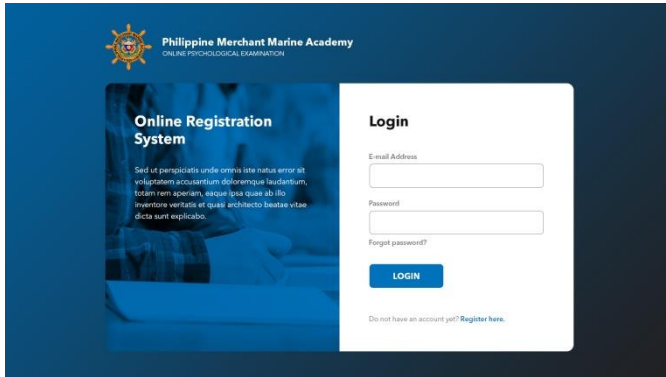


## INSTRUCTIONS FOR ONLINE REGISTRATION

### Step 1

Visit any of the following links and click **Register here** to register:

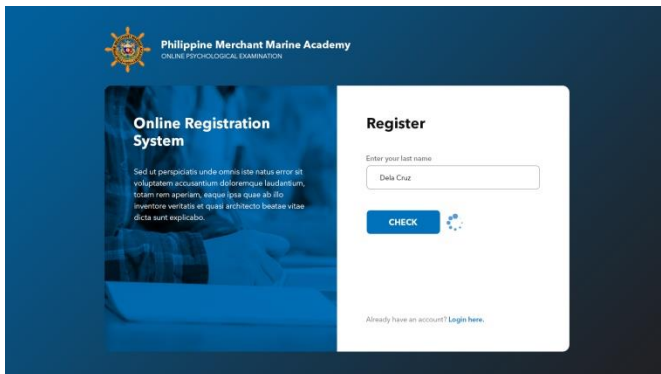
<http://pmmaonlineregistration.psi-services.net>  
<http://pmmaonlineregistration1.psi-services.net>  
<http://pmmaonlineregistration2.psi-services.net>  
<http://pmmaonlineregistration3.psi-services.net>  
<http://pmmaonlineregistration4.psi-services.net>  
<http://pmmaonlineregistration5.psi-services.net>



The screenshot shows the login interface for the Philippine Merchant Marine Academy's Online Psychological Examination system. The page has a dark blue header with the academy's logo and name. Below the header, there is a section titled "Online Registration System" with a background image of a person. To the right, there is a white "Login" form with fields for "Email Address" and "Password", a "Forgot password?" link, and a blue "LOGIN" button. At the bottom of the form, there is a link: "Do not have an account yet? Register here."

### Step 2

Enter your full name on the registration window then click the **CHECK** button. The system will check if the name is included on the list.



The screenshot shows the registration interface for the Philippine Merchant Marine Academy's Online Psychological Examination system. The page has a dark blue header with the academy's logo and name. Below the header, there is a section titled "Online Registration System" with a background image of a person. To the right, there is a white "Register" form with a field for "Enter your last name" containing the text "Dela Cruz". Below the field is a blue "CHECK" button with a circular loading icon. At the bottom of the form, there is a link: "Already have an account? Login here."

### Step 3

Once your name is verified, click the **CONTINUE** button to proceed.



If your name is not found, call the PMMA Admissions Office on the numbers below for verification.

Direct Line : (047) 913-2239  
Trunk Line : (047) 913-4396 loc. 166

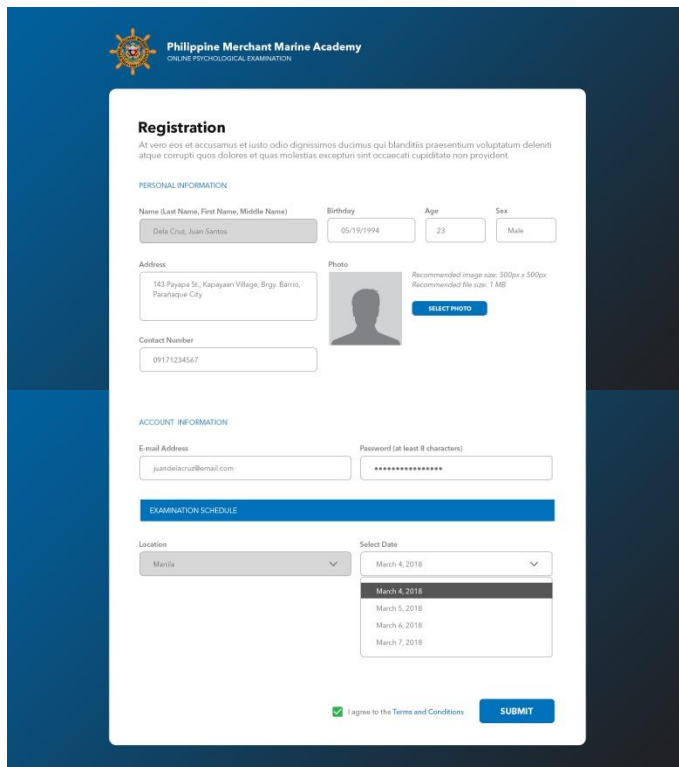
### Step 4

Complete the registration form by supplying the required information. Be sure to upload your photo following the recommended image size of 500px by 500px and recommended file size of 1MB.

A valid and active email address is also required as this will be your login credentials in the system.

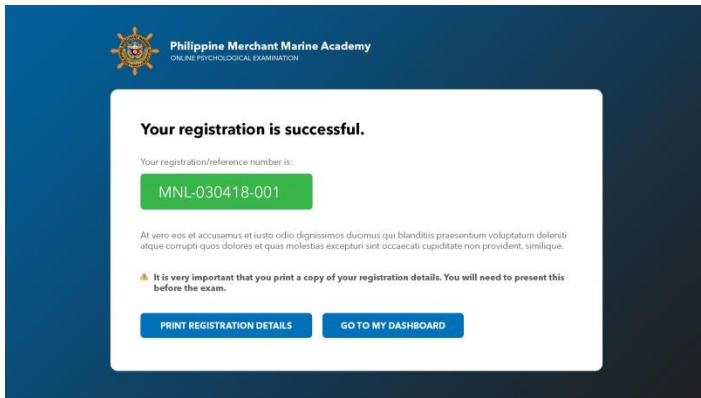
On the EXAMINATION SCHEDULE part, choose the desired **Location** and preferred **Date** of examination (deactivated date means either the date is not yet available or is no longer available).

Click **"I agree to the Terms and Conditions"** and then click the **Submit** button.

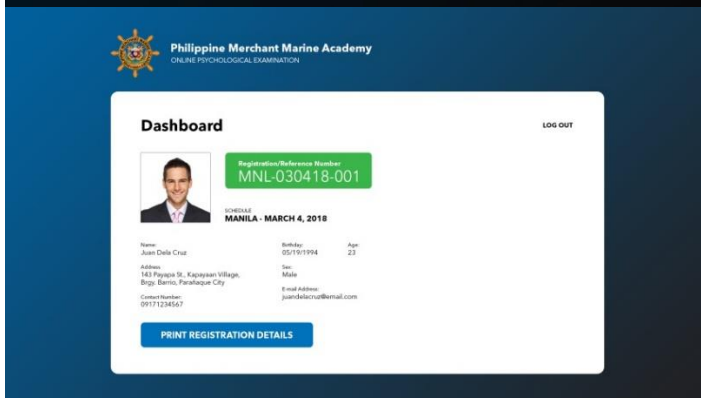
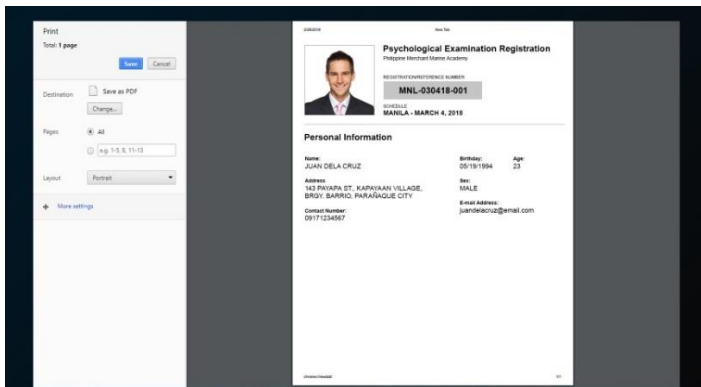


## Step 5

The system will generate a registration/reference number once registration is successful.

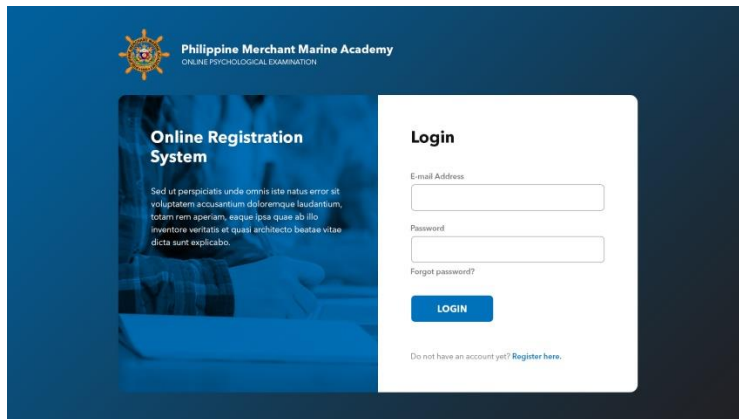


Click the **PRINT REGISTRATION DETAILS** button to print your registration details as this be required on the date of examination.



## Step 6

Log out of the system once done. You can always login to the system using the same link and the login credentials you provided to check your dashboard.



The screenshot shows the login interface for the Philippine Merchant Marine Academy's Online Psychological Examination system. The page has a dark blue header with the academy's logo and name. The main content area is split into two sections: 'Online Registration System' on the left and 'Login' on the right. The 'Login' section contains input fields for 'Email Address' and 'Password', a 'Forgot password?' link, a blue 'LOGIN' button, and a 'Register here' link for new users.

**Philippine Merchant Marine Academy**  
ONLINE PSYCHOLOGICAL EXAMINATION

### Online Registration System

Sed ut perspiciatis unde omnis iste natus error sit voluptatem accusantium doloremque laudantium, totam rem aperiam, eaque ipsa quae ab illo inventore veritatis et quasi architecto beatae vitae dicta sunt explicabo.

### Login

Email Address

Password

[Forgot password?](#)

**LOGIN**

Do not have an account yet? [Register here.](#)