

FY 2016 PHYSICAL PLAN


Department/Agency : State Universities and Colleges
 Agency : Philippine Merchant Marine Academy
 Operating Unit : _____
 Organization Code (UACS) : 08 034 00 00000

| Particulars | UACS CODE | Current Year's Accomplishment | | TOTAL | TOTAL | Physical Targets (Budget Year) | | | | Variance | Remarks |
|---|--------------|--------------------------------|---------------------------------|---------|------------|--------------------------------|-------------|-------------|-------------|----------|-------------------------|
| | | Actual Jan. 1 - Sept. 30 | Estimate Oct. 1 - Dec. 31 | | | 1st Quarter | 2nd Quarter | 3rd Quarter | 4th Quarter | | |
| (1) | (2) | (3) | (4) | (5)=3+4 | 6=7+8+9+10 | 7 | 8 | 9 | 10 | 11=6-5 | 12 |
| Part A | | | | | | | | | | | |
| I. OPERATIONS | | | | | | | | | | | |
| MFO 1 - Higher Education Services | 3 01 00 0000 | | | | | | | | | | |
| Total number of graduates in mandated and priority programs | | 165 | | 165 | 235 | - | 235 | | | | No data yet from MARINA |
| Average percentage passing in licensure exam by SUC graduates/ national average percentage in board program covered by SUC | | | | | 65% | - | | 65% | | | |
| Percentage of graduates who finished their academic programs according to the prescribed timeframe | | 100% | | 100% | 97% | - | 97% | | | | |
| MFO 2 - Advanced Education Services | 3 02 00 0000 | | | | | | | | | | |
| Total number of graduates in mandated and priority programs | | 12 | | 12 | 8 | - | 8 | | | | |
| Percentage of graduates who engaged in employment or whose employment status improved within 1 year of graduation | | | | | 80% | - | 80% | | | | |
| Percentage of students who rate timeliness of education delivery | | | | | 80% | - | 80% | | | | |
| MFO 3 - Research Services | 3 03 00 0000 | | | | | | | | | | |
| Number of research studies completed | | | 2 | 2 | 2 | - | | | 2 | | |
| Percentage of research outputs published in a recognized journal or submitted for patenting or patented | | | 50% | 50% | 50% | - | | | 50% | | |
| Percentage of research projects completed within the original timeframe | | | 100% | 100% | 100% | - | | | 100% | | |
| Part B | | | | | | | | | | | |
| Major Programs/Projects | | | | | | | | | | | |
| KRA No. 1 - Poverty Reduction and Empowerment of the Poor and the Vulnerable | | | | | | | | | | | |


FY 2016 PHYSICAL PLAN


Department/Agency : State Universities and Colleges
 Agency : Philippine Merchant Marine Academy
 Operating Unit : Philippine Merchant Marine Academy
 Organization Code (UACS) : 08 034 00 00000

| Particulars | UACS CODE | Current Year's Accomplishment | | TOTAL | TOTAL | Physical Targets (Budget Year) | | | | Variance | Remarks |
|---|-----------|--------------------------------|---------------------------------|---------|----------------|--------------------------------|-------------|-------------|-------------|----------|---------|
| | | Actual Jan. 1 - Sept. 30 | Estimate Oct. 1 - Dec. 31 | | | 1st Quarter | 2nd Quarter | 3rd Quarter | 4th Quarter | | |
| (1) | (2) | (3) | (4) | (5)=3+4 | 6=7+8+9+ 10 | 7 | 8 | 9 | 10 | 11=6-5 | 12 |
| Program Budgeting: <i>MPP</i> Target 1 Target 2 Other Major Programs and Projects and monitored by the President through PMS <i>PAP</i> Target 1 Target 2 | | | | | | | | | | | |

Prepared by:  ARNOLD PASAMBA
 Planning Officer
 Date:

In coordination with: MA. SUSAN D. SAARENAS
 Budget Officer
 Date:

Approved by:  NORBERTO PALMARZA
 Head, Financial Management Dept.
 Date:

 RADM RICHARD U. RITUAL PMMA
 Superintendent
 Date: